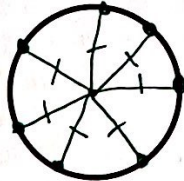



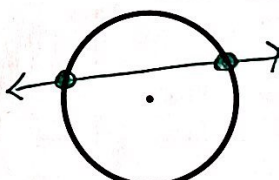
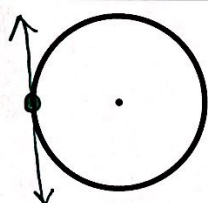
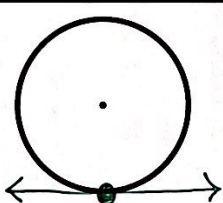


Day 1 – Intro to Circles – Notes

Learning Target: I can identify the basic features of a circle.

<p>Circle</p>	<p>A set of points that are equidistant from a center location</p>	
<p>Radius</p>	<p>A segment that extends from the center to a location on the circle</p>	
<p>Chord</p>	<p>A segment that intersects the circle in two places.</p>	
<p>Diameter</p>	<p>A chord that goes through the center of the circle</p>	
<p>Secant</p>	<p>a line that intersects the circle in two locations.</p>	
<p>Tangent</p>	<p>A line that intersects the circle in one location.</p>	
<p>Point of Tangency</p>	<p>The location where the tangent line intersects the circle</p>	

Circles have 360 degrees.

Semicircles have 180 degrees.